



UP THE HOLLER



DIVISION 9, MID CENTRAL REGION, NMRA

September 2023

FROM THE HEAD OF THE HOLLER

Bob Osburn, Superintendent

IN THIS ISSUE

- Head of the Holler 1
- Contact List 2
- Meeting Agenda 2
- Meeting Directions 3
- Office Down the Hall 3
- Newsletter Deadline 3
- Clinics 4
- Passenger Manifest 4
- Editor's Comments 4
- Contest 5
- Ed Keith's Family 7
- Meet the Member 8
- Club News 9
- Pike Ads 12
- Upcoming Meetings 13

Good food, great weather, and camaraderie were the features of our 10th Annual *Picnic on the Platform*. This is always a special gathering for the Coal Division, and we really enjoy the time we spent together. Again this year we had a great turnout that included several members from Division 8 and the COHS. This type of outing gives us a wonderful time to share stories and just be able to sit around and talk. Everyone stepped-up and helped make the picnic a great success. Tables and chairs appeared like magic, cooking (thanks Dale Osburn) and food was fantastic, then cleanup and takedown went like clockwork! I would like to thank everyone who pitched in, brought items for the meal, and helped to make this an enjoyable outing.

After the picnic we gathered in the Historical Society Building for a discussion on electronic/electrical railroad projects for our contest. Following this discussion we enjoyed a very informative clinic presented by Bob Weinheimer on an *Introduction to the NMRA Interchange*. Thanks, Bob, for a great clinic.

For the December 2023 Seventh Annual Gary Burdette Challenge, Division 9 will offer a semi-craftsman rolling stock kit. Most are Central Valley Old Timers, Silver Streak, and Ulrich kits. All are in HO scale—yes that may not be your scale and time period but that's not the point. This is a challenge to complete something you may have never attempted and would be a nice item for your display shelf! The kits feature very little painting and no decaling making them a little easier to complete. Kits will be available at the October and November meetings and arrangements for delivery will be available if you cannot attend these meetings.

The September 16th meeting will find us at Mark Maynard's running the Crusty and having a barbecue lunch. Division 6 has been invited to make this a joint meeting. Mark is excited about being able to host us again and we always enjoy the Maynard's hospitality. Meeting details and directions to Mark's home will be posted within this newsletter, so be ready to run trains and have a great meal September 16th. The contest will be photos and tables will be set-up for train sales. Remember, our outings are a great time to car pool and enjoy hearing lots of railroad stories.

Hope to see you there!

DIVISION OFFICERS

Superintendent
Robert Osburn
super@coaldivision.org

Assistant Superintendent
Sam Delauter
asstsuper@coaldivision.org

Clerk– Jerry Doyle
304-638-2826
clerk@coaldivision.org

COMMITTEE CHAIRS

Achievement Program Chairmen
Bob Weinheimer MMR
304-546-5896
ap@coaldivision.org

Clinic
Sam Delauter
clinic@coaldivision.org

Contest
Dale Osburn
contest@coaldivision.org

Education
Vacant

Election
Bill Wadsworth
304-768-3266
nominating@coaldivision.org

Membership
John Harris
membership@coaldivision.org


Raffle
Tony Puccini
raffle@coaldivision.org

T-TRAK
Herb Parsons
t-trak@coaldivision.org

DIVISION STAFF

Editor
Bob Weinheimer MMR®
editor@coaldivision.org

Webmaster
Bob Weinheimer MMR®
webmaster@coaldivision.org



Coal Division Monthly Railfun Event

Saturday September 16

**Mark Maynard's Home
West Portsmouth, OH**

(see page 3 for details and directions)

- **8:00 AM:** Layout opens if you wish to run trains on the Crusty.
- **11:00 AM:** Things really get rolling. Visit the layout, set out items to sell, and socialize
- **12:30 PM:** Lunch
- **1:00 PM:** Social time, Coal Division contest is photographs
- **2:00 PM:** Superintendent's Briefing
- **2:40 PM:** Contest results
- **3:00 PM:** Continue running trains and socializing

**Next Meeting
October 14
In Person and Zoom**

SEPTEMBER EVENT RUNNING THE CRUSTY ROAD

We expect our September event will be a joint event with Division 6 as in past years as we have extended an invitation for their members to attend. As he has for the past several years, Mark Maynard has graciously agreed to host us and to provide lunch and beverages.

A big part of the day is the flea market sale. Bring any of those things you thought you couldn't live without but now realize you don't need. In particular, consider items that you might think too valuable for the raffle. Make sure your name is on it or the packaging, set a price, perhaps do some haggling, and be rid of it. We hope to have somebody to handle the money and bookkeeping but if you make a sale privately, please don't forget to pay the 10% fee due from the seller.

The contest will be photographs so bring those pictures of trains or other railroad subjects, prototype or model, black and white or color.

While those who wish to operate the Crusty are wel-

come at 8:00 AM, the other parts of the event start around 11AM. Lunch will be available around 12:30. The business session will start at 2. While Portsmouth is a long distance for most of us to travel, car pooling can reduce costs and provide lots of good discussions en-route. All we need is a nice day.

Now, for some directions: If you are coming from anywhere but the west, find your way to Portsmouth, OH and leave town headed west on US 52. Look for Brouses Run Road about one half mile after the road narrows from four lanes to two lanes. Turn right onto Brouses Run Road then turn right into the first barn lot. In the past we have used Mark's house as a landmark but now you should turn at the Dollar General store. The model railroad is upstairs in the barn, the other activities will be out behind the barn under the canopies. If you want to use GPS, the house number is 42.

FROM THE OFFICE DOWN THE HALL Sam Delauter, Assistant Superintendent

It's that time of year again, it's time to take our journey to the Crusty Mountain. I have said this in past and I will say it again this year, this meeting is a great opportunity to car pool to the meeting. Over the years, I have had a great time car pooling to this meeting. It's amazing how much we can learn about railroading, both model and prototype and about our fellow members by car pooling.

This past weekend I went to KVRA to run trains. I ran my recently acquired pair of Erie Lackawanna SD45/SD45M in bicentennial scheme. Many thanks to Tony Parrish for doing some decoder work to the SD45M for me. This pair of locos were special to the EL. In late 1975 and early 1976 respectively, the EL painted SD45 3632 and SD45M 3638 into a special bicentennial scheme. For their short life on the EL, they almost always stayed together as a pair often joined by the bicentennial caboose of the same scheme. Both of these locos were fairly new

when Conrail day hit and spent much of the early Conrail years in the bicentennial paint scheme. Eventually they would finish their in service lives in Conrail blue.

After running my EL at KVRA, I stopped at David Oliverio's layout to see his progress. David has made a ton of progress and has about half of his mainline done. I took a couple of locos that I thought might be troublesome. I didn't bring these locos to try to bring out shortcomings in his track work but to try to find any issues so that he will make improvements and have a better running layout. However my locos did not find any issues with his track work. For those that have not seen Davids' benchwork and progress on his layout, I would strongly suggest contacting him to take a tour. Although he is still working on laying his mainline, his layout is already looking impressive and well worth the visit.

NEWSLETTER DEADLINES

In order to produce Up The Holler about ten days before the monthly membership meeting, editorial work starts the Monday of the week preceding the meeting. That works out to be the dates below by which I need articles for the remainder of 2023.

October: October 2
November: October 30
December: November 27
January: January 1

CLINICS

Sam Delauter, Clinic Chair

Thank you to those involved with the Discord clinic. If anyone has any questions about discord, please ask someone that was involved in the clinic. Even though the clinic has come and gone, we still need to work together to get as many Coal Division members signed up as possible. Once we have the entire division onboarded, it will give us all a direct line for messaging and chatting with each other.

We will not have a clinic at the September meeting. Instead we will be visiting Mark Maynard and his Crusty Mountain Railroad. Having no clinic will give us a great chance for fellowship and to run trains on Mark's layout. The next clinic will be the second of our mini-clinic

events. I need four volunteers to give a 15 minute clinic at the event. These clinics can be on any topic. This is an excellent chance to give a short clinic on a topic that would not require an entire clinic. Please let me know if you are interesting in contribute to this event.

September - Crusty Mountain
 October - Mini Clinics Event
 November - Mark Maynard
 December - Square Foot Challenge
 January - Winter Scenery, Patrick Miller

PASSENGER MANIFEST

John Harris, Membership Chair

In the July issue of Passenger Manifest, I included a challenge to the members of division 9 to prepare an article about themselves, an introduction so to speak, telling who they are, how they got into the hobby, and perhaps what are they doing in the hobby. I am pleased to report that Tony Puccini from Barboursville took up the gauntlet and is featured as our first "Meet the Modeler". Tony has done exactly what we were hoping for. The article reads as if we were simply having a conversation, one on one with Tony about how he got interested in trains and what is he doing now. Thank you Tony!

Now, I challenge each of you to get out of your comfort zone and do the same. It need not be a long article as we are certainly not looking for your life story, nor details of you first girl-friend. It is more about your relationship to trains and model railroading. Again, I offer my assistance if you are still not sure how to go about this or need

help with photos or questions.

Kudos to all who organized and assisted in the August picnic. I thought it was our most successful. Inviting others to attend was a great chance to expand beyond our normal circle. Having tables and chairs under a protected certainly made eating more enjoyable. Dale did his usual great job flipping burgers and dogs. Perhaps he was a short order cook before working at Marshall. No one should have left hungry. Great job, everyone.

I am still working on logistics and possible dates for a rail fan trip. Comments at July meeting indicated greatest interest in the Cumberland MD trip behind the 1309. Getting available dates without the added pressure of their normal fall schedule is proving to be the trick. We may be looking at a spring 2024 excursion. I will keep you posted.

Meanwhile keep modeling.

MY WORD

Bob Weinheimer, Editor

I have just returned from a couple of weeks on the road with most of that time in Grapevine, Texas at the NMRA convention. Yes, it was hot. When the morning low is 88 you just know it will be hot. On the other hand, the meeting rooms were almost frigid so stepping out into the 105F afternoon served as a way to thaw out.

The convention was great, the venue was awesome and Texas sized. The clinics, layout tours, and train show were outstanding and if you weren't there you missed a good one. It all ended with a banquet with Christian Spencer, the host of Tracks Ahead, as the speaker. Make plans now to be in Long Beach, CA next summer.

On a side note, I drove to and from Texas as did many folks from far away. The airlines have not treated

NMRA President Gordy Robinson well. He was schedule to head to Texas on a Wednesday and finally got there on Friday. He left Texas Sunday but as this is being written Tuesday he's still on his way home. His trip so far has included planes, trains, and automobiles with a boat yet to come. I think I'll drive to California next summer.

I look forward to returning to the Crusty, an experience I missed last year as my niece's wedding was the same weekend and I was in New Hampshire.

This issue has a couple of interesting features. First is a note from Ed Keith's family on page 8 and the introduction of Meet the Member on page 9

CONTEST Dale Osburn

The contest for the month of August was Electronics of a Railroad. We had two of our members submit contest entries which resulted in a tie for first place.


Bob Weinheimer with his presentation of using macros to set up routes in a yard.

Randy Allio with his presentation of Dead Rail

The September contest will be Photo, Model or Prototype. Please note?

- Bring only one photo and a write-up of the photo to the September meeting.
- A copy of the photo will need to be sent to Bob Weinheimer for the newsletter. (Deadline to submit your photo will be discussed at the meeting).

2023	Monthly Model Contest
January	Modeler's Choice
February	Steam Locomotives
March	Locomotive Other Than Steam
April	Kitbashing/Scratch Built (Anything Railroad Related)
May	Anything Steel Related
June	Non Revenue
July	Structures
August	Electronics of a Railroad
September	Photo, Model or Prototype
October	Open Loads
November	Passenger Cars
December	Fifth Annual Gary Burdette Memorial Modeling Challenge



Going Dead Rail

And never having to deal with dirty track again.

Why Dead Rail?

1. No need to run wire to your track.
2. Eliminates dead frogs, reverse loop wiring, turntable wiring etc.
3. No need for keep alive decoders.
4. Can increase grades that your locomotives can climb.
5. Feeling of accomplishment with every successful conversion.
6. Can be run on a wired layout with non dead rail equipment.

Why not Dead Rail?

1. Challenge of learning a new skill.
2. Initial cost of first locomotive.
3. Lack of ready to run locomotives.
4. Large investment in current DCC system
5. Loving to clean track.

Supplies needed to install and operate your first dead rail locomotive.

1. Receiver.
2. Battery
3. On off switch
4. Good Charger
5. Hand held throttle.
6. Solder and flux.
7. Small wire (black and red).
8. Heat shrink tubing.
9. Electric tape.
10. Electrical connectors.
11. Velcro.
12. Charging port (optional)

Tools needed for dead rail installs.


1. Soldering iron.
2. Tweezers.
3. Screw drivers.
4. Miniature wire strippers.
5. Third hand.

Process for Dead Rail install.

1. Plan the project.
2. Gather materials and tools.
3. Take the plunge. Disassemble the locomotive.
4. Cut and eliminate track pick-up wires. Keep them intact to the decoder, as these will be used to connect to the receiver. You can also remove any wipers on wheels or axles. This will only create drag on your locomotive.
5. Follow the instructions for your system on how to connect the components.
6. Install charging Jack.

7. As neatly as possible tuck all of the components into what space that you have available. If you use a magnetic reed switch for your on-off make sure that it is close to the surface and you remember where it is located.
8. Do a test. With the CVP system that I use the locomotive will act crazy searching for a signal from the throttle. Turn your throttle on first and set the loco # to match the locomotive that you just converted. On most new locomotives that will be 3. Then turn on the locomotive.

Cheat Sheet



Sources:

1. CVP www.cvpusa.com
2. Staunten www.s-cab.com
3. Tam Valley www.tamvalleydepot.com
4. Warrior Run Loco Works 570-881-9823
5. Dead Rail Installs See attached sheet
6. Neil Erickson Youtube
7. 2022 On30 Annual Article on magnetic charging system that Lowell Didas and I developed.
8. Randy Allio allio1885@aol.com
304-389-6445

Using macros to set up routes in a yard

Pennsylvania Southern North Yard




Accessory Decoder

Each board has 8 accessory decoders. The addresses can be changed from the defaults to something more useful as in the table above.

Power and instructions from track power bus, blue and yellow wire pair here.


Connection to Tortoise machines are made at top, one wire from each motor connection on each machine. Total of 8 possible outputs.



Macros

Each track is assigned a macro. The steps on the macros are shown here. For each macro, you tell the system what accessory decoders are activated and to what state they should be set.

track	macro					
1	101	1101N	1102R	1104N	1106R	1108N
2	102	1101N	1102R	1104N	1106R	1108R
3	103	1101N	1102R	1104N	1106N	1107W
4	104	1101N	1102R	1104N	1106N	1107R
5	105	1101N	1102R	1104R	1105R	
6	106	1101N	1102R	1104R	1105N	
7	107	1101N	1102N	1103N		
8	108	1101N	1102N	1103R		
9	109	1101N	1109N	1110R		
10	110	1101R	1109N	1110N		
11	111	1101R	1109R	1111R		
12	112	1101R	1109R	1111N		



NCE Mini Panel

Connects to throttle bus, NCE treats it as a throttle. The bus here is passing through on the top left ports.

Wire connections are from push buttons on the panel, this can handle about 30 such inputs.

The empty socket is where one plugs in a throttle to program the panel. For each button (track) you assign the macro number then the accessory number then the desired action. You can enter a number of steps as in the macros above.

A MESSAGE TO ED KEITH'S MODEL RAILROAD FAMILY

Hi! Wanted to share with you that we took Dad's ashes up to Cass last weekend and spread them on the track, just like he wanted. Lynda and Rob both came in and we drove over. We all road the train and spread his ashes up at the stop midway. He would have loved it!



Ed's family getting ready to board the train at the Cass Scenic Railroad. Family members traveled from Nevada, Virginia, and Georgia for this special occasion.



Ed's Children—(L-R) Bethany, Linda, & Rob holding their Dad's ashes.



Ed's ashes on the coal.

MEET THE MODELER

Tony Puccini

On Christmas morning, like many other five year old boys, I was delighted to find a Lionel O27 gage steam locomotive, two freight cars and a caboose running around under our Christmas tree. Now at age 78 I can say that this was one of the greatest presents that I ever received.

There was not a lot of discretionary money around in those days but each year one or two items would be added to my train set. Eventually a 4'X8" piece of plywood in the basement gave permanence. For scenery, dry leaves coupled with pine boughs and imagination provided hours of pleasure.

Until first grade, my Aunt Rose took care of me. Her house was situated on the Pennsylvania RR four track main line running west out of Philadelphia. At times,



freight trains heading into Philadelphia would be halted about 40 yards from her back lawn. Aunt Rose, as well as the other ladies and children of the neighborhood, would bring coffee and cookies to the trainmen. During the Depression, firemen from passing freight trains would shovel good Anthracite coal out for the people to gather to heat their

homes. And so a friendship was formed that would last for decades.

Tom Allison was my best friend. He and his father invited me to assist in building a 4' x 8' HO layout in their basement. To this day HO was more realistic and affordable so I switched my little circle RR to HO.

As a teenager, girls, football and Boy Scouts occupied most of my free time. However, interest in railroading both prototype and model was always there. Each school day I was given 10 cents to buy a carton on milk to go with my brown bag lunch. I would save those dimes to buy railroad magazines. To this day I still enjoy real and model railroad magazines.

I served 27 years in the military and 12 years in a similar position overseas. I was privileged to see many interesting railroad sites from old French steam engines in a yard outside of DaNang, South Vietnam to the construction of a modern railroad across the Sinai desert in Egypt.

I chose to retire in Huntington, West Virginia and it has proven to be one of the best decisions that I ever made. I am the President of the Three Arrows Railroad (TAR). It is located in a 9'x10' bedroom in my house. I am not an operator but enjoy watching other people operate. My layout is a point to point railroad on two levels with two freight yards. It is steam powered with short trains set in the 1920's. We haul coal, milk, apples and people. It is loosely modeled after the Maryland and Pennsylvania RR (MA and PA). Without the assistance of many Division 9 Members; it would not have been built. This is my dream layout and I look forward to reading about my fellow Division 9 Members.



CLUB NEWS

Clubs within the boundaries of the Coal Division are welcome to submit items of interest for inclusion here. The next editorial deadline for this column is Monday October 2. Items can be sent to editor@coaldivision.org

St. Albans Depot
Matt Crouch

There has been much progress at the depot since last month! A few new items have been added to the C&OHS company store and plans are in the works to add more models to the inventory. If there is a special model you are looking for stop by and let us know and we'll stock it.

Work continues on the O gauge layout. The 3/4 plywood has been added to the benchwork and the backdrop has been constructed. We have set a goal of trains running by Christmas but we hope it'll be sooner.



Kanawha Valley Railroad Association
Joe Horter

The KVRA will have its module at the Racine Arts and Craft Show on September 30. This is a one day show. Our 2024 Model Train and Craft Show will be on May 4 and 5, 2024. A flyer will be posted on our website shortly. We lost our usual weekend in March due to greater demand for the Charleston Civic Center. We will be returning to the second week of March in 2025. We are also open every Sunday from 1 to 4 at our club in Coon-skin Park. Public attendance has been good in August and we hope this continues through the fall.

Mid-Ohio Valley Model Railroad Club
Mark Suek

The Mid-Ohio Valley Model Railroad Club welcomed 119 guests at its annual Parkersburg Homecoming Festival Open House and had nearly half its membership roster involved in the event.

MOVMRC will host its annual Fall Train Show and Sale on Saturday, October 28, at West Virginia University's Parkersburg campus, located just off Interstate 77. The club expects to have 100 vendor tables filled with model train merchandise and train memorabilia at the open house, which runs from 10 am until 3 pm.

Also, for you C&O O scale modelers, MOVMRC's Mark Suek has a super nice MTH Premier C&O Allegheny steam locomotive (with display case) on sale (at a discounted price) with Chuck Willey at West Virginia Hobbies and Crafts in Teays Valley, WV.

Fifth Annual NMRA Division 6

Train Show

Cambridge Ohio

Sunday

October 22, 2023

10 am to 3 pm



Easy Access from I-70 and I-77

**Pritchard Laughlin Center
7033 Glenn Hwy
Cambridge OH 43725**

Free Parking
ADMISSION \$5
 Kids 12 and under are free
Tables only \$15 Each

**OPERATING
MODEL TRAINS**

- HANDICAP ACCESS**
- ALL SCALES**
- ACCESSORIES**
- SCENERY**
- HOBBY TOOLS & SUPPLIES**


Check out our website for a listing for more information:

<https://div6-mcr-nmra.org/trainshow.html>

Vendors Contact Greg - (740) 607-3223 - trainshow@div6-mcr-nmra.org

TRAIN SHOW & SALE

OUR 33RD YEAR



SATURDAY, NOVEMBER 11, 2023 10:00 AM to 3:00 PM
HOLY FAMILY PARISH SAFFIN CENTER
3938 POPLAR LEVEL RD, LOUISVILLE, KY 40213

- MODEL TRAINS IN ALL SCALES
- OPERATING LAYOUTS AND DISPLAYS
- RETAIL SALES - OVER 100 DEALER TABLES
- MODEL RAILROAD EDUCATION
- JOIN THE NMRA - NATIONAL MODEL RAILROAD ASSOCIATION
- HOURLY DOOR PRIZES!
- GREAT FOOD & BEVERAGES
- FREE PARKING

\$6.00 PER PERSON – CHILDREN 12 AND UNDER FREE WITH AN ADULT
SPONSORED BY DIVISION 8 - MID CENTRAL REGION - NMRA

FOR MORE INFORMATION VISIT

WEBSITE: <http://div8-mcr-nmra.org>

ADVANCE TICKETS: <https://tinyurl.com/November2023TrainShowTickets>

ADVANCE TICKETS



DEALER INFORMATION



WEBSITE






Midland Atlantic
Anthony Parrish, CEO
 tony765@aol.com

NORFOLK AND WESTERN




PIPESTEM BASEMENT
 DIVISION (HO)
 DAN MULHEARN
 304-466-9188
 danmulhearn@gmail.com



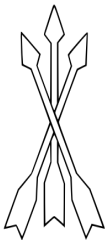
CRUSTY MOUNTAIN AND WILOBY SPRINGS R.R.

Mark Maynard, President
 Portsmouth, OH



Jerry Doyle, President
 Barboursville, WV

CRESCENT VALLEY



THREE ARROWS RAILROAD

Tony Puccini, President
 6 Garwood Drive Huntington, WV 25705
 puccinibaj@hotmail.com

PENNSYLVANIA SOUTHERN

Bob Weinheimer, President
 398 Mount View Drive Charleston, WV 25314
 www.pennsylvaniasouthern.com




LAKESIDE LINES RAILROAD
 Thomas K. Harris, President and CEO

274 S. Wye Rd., Wytheville, VA 24382 (276)620-3493
 tharris@va.net www.lakesidelines.com



Ed Keith, MMR
 Assistant Superintendent
 Chesapeake, OH

BOONE DOCK, GOAT HEAD & CHUG WATER WESTERN RAILWAY & NAVIGATION CO.

Alleghany & New River Road
 An Appalachian Coal Hauling Railroad set in the 50's



Bringing a little bit of West Virginia to the rest of America a few tons at a time



John Harris, Chief Engineer
 AandNRR@aol.com



HINTON DIVISION
 Gary Burdette - Superintendent
 Point Pleasant WV



NEW RIVER GORGE SUBDIVISION
 Clint Foster Superintendant
 Ronceverte WV



ROBERT WEINHEIMER MMR
398 MOUNT VIEW DR
CHARLESTON WV
25314-1041

Upcoming Coal Division Events

If you received this newsletter via the US Postal Service and have an email address, please let us know so we can save printing and postage costs. Send a note to editor@coaldivision.org to get onto the email distribution list for Up The Holler.

September 16
Portsmouth, OH
In Person

October 14
St. Albans Historical Society
In Person and Zoom

November 11
St. Albans Historical Society
In Person and Zoom